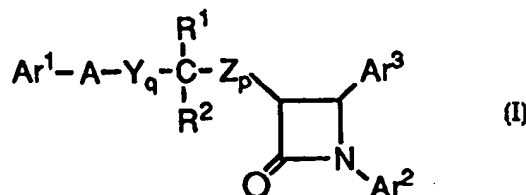


INTERNATIONAL APPLICATION PUBLISHED UNDER THE PATENT COOPERATION TREATY (PCT)

(51) International Patent Classification ⁶ : C07D 205/08, C07C 229/34, A61K 31/395	A1	(11) International Publication Number: WO 95/26334 (43) International Publication Date: 5 October 1995 (05.10.95)
<p>(21) International Application Number: PCT/US95/03196</p> <p>(22) International Filing Date: 22 March 1995 (22.03.95)</p> <p>(30) Priority Data: 08/218,498 25 March 1994 (25.03.94) US</p> <p>(71) Applicant: SCHERING CORPORATION [US/US]; 2000 Galloping Hill Road, Kenilworth, NJ 07033-0530 (US).</p> <p>(72) Inventors: KIRKUP, Michael, P.; 32 Sapphire Drive, Lawrenceville, NJ 08648 (US). DUGAR, Sundee; 749 Wingate Drive, Bridgewater, NJ 08807 (US). SHANKAR, Banderpalle, B.; 3405 Wellington Court, Somerville, NJ 08876 (US).</p> <p>(74) Agents: MAGATTI, Anita, W. et al.; Schering-Plough Corporation, Patent Dept. K-6-1 1990, 2000 Galloping Hill Road, Kenilworth, NJ 07033-0530 (US).</p>	<p>(81) Designated States: AM, AU, BB, BG, BR, BY, CA, CN, CZ, EE, FI, GE, HU, JP, KG, KR, KZ, LK, LR, LT, LV, MD, MG, MN, MX, NO, NZ, PL, RO, RU, SG, SI, SK, TJ, TM, TT, UA, UZ, VN, European patent (AT, BE, CH, DE, DK, ES, FR, GB, GR, IE, IT, LU, MC, NL, PT, SE), OAPI patent (BF, BJ, CF, CG, CI, CM, GA, GN, ML, MR, NE, SN, TD, TG), ARIPO patent (KE, MW, SD, SZ, UG).</p> <p>Published <i>With international search report.</i></p>	

(54) Title: SUBSTITUTED AZETIDINONE COMPOUNDS USEFUL AS HYPOCHOLESTEROLEMIC AGENTS



(57) Abstract

Substituted azetidinone hypocholesterolemic agents of formula (I) or a pharmaceutically acceptable salt thereof, wherein: Ar¹ is R³-substituted aryl; Ar² is R⁴-substituted aryl; Ar³ is R⁵-substituted aryl; Y and Z are independently -CH₂-, -CH(lower alkyl)- or -C(dilower alkyl)-; A is -O-, -S-, -S(O)- or -S(O)₂-; R¹ is -OR⁶-, -O(CO)R⁶-, -O(CO)OR⁹ or -O(CO)NR⁶R⁷; R² is hydrogen, lower alkyl or aryl; or R¹ and R² together are =O; q is 1, 2 or 3; p is 0, 1, 2, 3 or 4; R⁵ is 1-3 substituents independently selected from -OR⁶-, -O(CO)R⁶-, -O(CO)OR⁹-, -O(CH₂)₁₋₅OR⁹-, -O(CO)NR⁶R⁷-, -NR⁶R⁷-, -NR⁶(CO)R⁷-, -NR⁶(CO)OR⁹-, -NR⁶(CO)NR⁷R⁸-, -NR⁶SO₂-lower alkyl-, -NR⁶SO₂-aryl-, -CONR⁶R⁷-, -COR⁶-, -SO₂NR⁶R⁷-, S(O)₀₋₂-alkyl-, S(O)₀₋₂-aryl-, -O(CH₂)₁₋₁₀-COOR⁶-, -O(CH₂)₀₋₁₀CONR⁶R⁷-, *o*-halogeno-, *m*-halogeno-, *o*-lower alkyl-, *m*-lower alkyl-, -(lower alkylene)-COOR⁶ and -CH=CH-COOR⁶; R³ and R⁴ are 1-3 substituents independently selected from R⁵-, hydrogen, *p*-lower alkyl-, aryl-, -NO₂-, CF₃- and *p*-halogeno-; R⁶-, R⁷- and R⁸- are hydrogen, lower alkyl-, aryl- or aryl-substituted lower alkyl-; and R⁹ is lower alkyl-, aryl- or aryl-substituted lower alkyl-; are disclosed, as well as a method of lowering serum cholesterol by administering said compounds, pharmaceutical compositions containing them, the combination of a substituted azetidinone and a cholesterol biosynthesis inhibitor for the treatment and prevention of atherosclerosis, novel intermediates and methods for preparing said intermediates.

FOR THE PURPOSES OF INFORMATION ONLY

Codes used to identify States party to the PCT on the front pages of pamphlets publishing international applications under the PCT.

AT	Austria	GB	United Kingdom	MR	Mauritania
AU	Australia	GE	Georgia	MW	Malawi
BB	Barbados	GN	Guinea	NE	Niger
BE	Belgium	GR	Greece	NL	Netherlands
BF	Burkina Faso	HU	Hungary	NO	Norway
BG	Bulgaria	IE	Ireland	NZ	New Zealand
BJ	Benin	IT	Italy	PL	Poland
BR	Brazil	JP	Japan	PT	Portugal
BY	Belarus	KE	Kenya	RO	Romania
CA	Canada	KG	Kyrgystan	RU	Russian Federation
CF	Central African Republic	KP	Democratic People's Republic of Korea	SD	Sudan
CG	Congo	KR	Republic of Korea	SE	Sweden
CH	Switzerland	KZ	Kazakhstan	SI	Slovenia
CI	Côte d'Ivoire	LI	Liechtenstein	SK	Slovakia
CM	Cameroon	LK	Sri Lanka	SN	Senegal
CN	China	LU	Luxembourg	TD	Chad
CS	Czechoslovakia	LV	Larvia	TG	Togo
CZ	Czech Republic	MC	Monaco	TJ	Tajikistan
DE	Germany	MD	Republic of Moldova	TT	Trinidad and Tobago
DK	Denmark	MG	Madagascar	UA	Ukraine
ES	Spain	ML	Mali	US	United States of America
FI	Finland	MN	Mongolia	UZ	Uzbekistan
FR	France			VN	Viet Nam
GA	Gabon				

5

10 **SUBSTITUTED AZETIDINONE COMPOUNDS USEFUL AS**
 HYPOCHOLESTEROLEMIC AGENTS

BACKGROUND OF THE INVENTION

 The present invention relates to substituted azetidinones
useful as hypocholesterolemic agents in the treatment and prevention of
15 atherosclerosis, to the combination of a substituted azetidinone of this
invention and a cholesterol biosynthesis inhibitor for the treatment and
prevention of atherosclerosis, to pharmaceutical compositions
comprising said azetidinones and combinations, to a process for
preparing intermediates useful in the synthesis of said azetidinones, and
20 to the novel intermediates prepared by said process.

 Atherosclerotic coronary heart disease represents the
major cause for death and cardiovascular morbidity in the western
world. Risk factors for atherosclerotic coronary heart disease include
hypertension, diabetes mellitus, family history, male sex, cigarette
25 smoke and serum cholesterol. A total cholesterol level in excess of 225-
250 mg/dl is associated with significant elevation of risk.

 Cholesteryl esters are a major component of
atherosclerotic lesions and the major storage form of cholesterol in
arterial wall cells. Formation of cholesteryl esters is also a key step in
30 the intestinal absorption of dietary cholesterol.

 A few azetidinone compounds have been reported as
being useful in lowering cholesterol and/or in inhibiting the formation of
cholesterol-containing lesions in mammalian arterial walls. U.S.
4,983,597 discloses N-sulfonyl-2-azetidinones as anticholesterolemic
35 agents and Ram, et al., in Indian J Chem., Sect. B, 29B, 12 (1990), p.
1134-7, disclose ethyl 4-(2-oxoazetidin-4-yl)phenoxy-alkanoates as

hypolipidemic agents. European Patent Publication 264,231 discloses 1-substituted-4-phenyl-3-(2-oxoalkylidene)-2-azetidinones as blood platelet aggregation inhibitors. European Patent 199,630 and European Patent Application 337,549 disclose elastase inhibitory substituted
5 azetidinones said to be useful in treating inflammatory conditions resulting in tissue destruction which are associated with various disease states, e.g. atherosclerosis. WO93/02048 discloses substituted β -lactams useful as hypocholesterolemic agents.

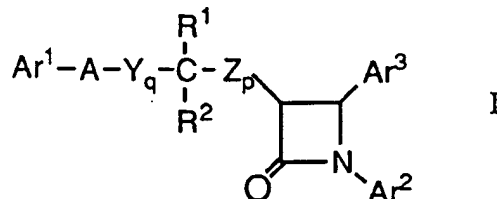
In addition to regulation of dietary cholesterol, the
10 regulation of whole-body cholesterol homeostasis in humans and animals involves modulation of cholesterol biosynthesis, bile acid biosynthesis, and the catabolism of the cholesterol-containing plasma lipoproteins. The liver is the major organ responsible for cholesterol biosynthesis and catabolism and, for this reason, it is a prime
15 determinant of plasma cholesterol levels. The liver is the site of synthesis and secretion of very low density lipoproteins (VLDL) which are subsequently metabolized to low density lipoproteins (LDL) in the circulation. LDL are the predominant cholesterol-carrying lipoproteins in the plasma and an increase in their concentration is correlated with
20 increased atherosclerosis.

When cholesterol absorption in the intestines is reduced, by whatever means, less cholesterol is delivered to the liver. The consequence of this action is a decreased hepatic lipoprotein (VLDL) production and an increase in the hepatic clearance of plasma
25 cholesterol, mostly as LDL. Thus, the net effect of an inhibition of intestinal cholesterol absorption is a decrease in plasma cholesterol levels.

The inhibition of cholesterol biosynthesis by 3-hydroxy-3-methylglutaryl coenzyme A reductase (EC1.1.1.34) inhibitors has been
30 shown to be an effective way to reduce plasma cholesterol (Witzum, *Circulation*, 80, 5 (1989), p. 1101-1114) and reduce atherosclerosis. Combination therapy of an HMG CoA reductase inhibitor and a bile acid sequestrant has been demonstrated to be more effective in human hyperlipidemic patients than either agent in monotherapy (Illingworth,
35 *Drugs*, 36 (Suppl. 3) (1988), p. 63-71).

SUMMARY OF THE INVENTION

Compounds of the present invention are represented by the formula I



- 5 or a pharmaceutically acceptable salt thereof, wherein:
- Ar¹ is R³-substituted aryl;
 Ar² is R⁴-substituted aryl;
 Ar³ is R⁵-substituted aryl;
 Y and Z are independently selected from the group
- 10 consisting of -CH₂-, -CH(lower alkyl)- and -C(dilower alkyl)-;
 A is -O-, -S-, -S(O)- or -S(O)₂-;
 R¹ is selected from the group consisting of -OR⁶, -O(CO)R⁶,
 -O(CO)OR⁹ and -O(CO)NR⁶R⁷; R² is selected from the group consisting
 of hydrogen, lower alkyl and aryl; or R¹ and R² together are =O;
- 15 q is 1, 2 or 3;
 p is 0, 1, 2, 3 or 4;
 R⁵ is 1-3 substituents independently selected from the
 group consisting of -OR⁶, -O(CO)R⁶, -O(CO)OR⁹, -O(CH₂)₁₋₅OR⁹,
 -O(CO)NR⁶R⁷, -NR⁶R⁷, -NR⁶(CO)R⁷, -NR⁶(CO)OR⁹, -NR⁶(CO)NR⁷R⁸,
 20 -NR⁶SO₂-lower alkyl, -NR⁶SO₂-aryl, -CONR⁶R⁷, -COR⁶, -SO₂NR⁶R⁷,
 S(O)₀₋₂-alkyl, S(O)₀₋₂-aryl, -O(CH₂)₁₋₁₀-COOR⁶, -O(CH₂)₁₋₁₀CONR⁶R⁷,
o-halogeno, *m*-halogeno, *o*-lower alkyl, *m*-lower alkyl,
 -(lower alkylene)-COOR⁶, -CH=CH-COOR⁶;
- R³ and R⁴ are independently 1-3 substituents
- 25 independently selected from the group consisting of R⁵, hydrogen, *p*-
 lower alkyl, aryl, -NO₂, -CF₃ and *p*-halogeno;
- R⁶, R⁷ and R⁸ are independently selected from the group
 consisting of hydrogen, lower alkyl, aryl and aryl-substituted lower alkyl;
 and
- 30 R⁹ is lower alkyl, aryl or aryl-substituted lower alkyl.

Preferred are compounds of formula I wherein Ar¹ is R³-substituted phenyl, especially (4-R³)-substituted phenyl. Ar² is preferably R⁴-substituted phenyl, especially (4-R⁴)-substituted phenyl. Ar³ is preferably R⁵-substituted phenyl, especially (4-R⁵)-substituted phenyl. Mono-substitution of each of Ar¹, Ar² and Ar³ is preferred.

Y and Z are each preferably -CH₂-. R² is preferably hydrogen. R¹ is preferably -OR⁶ wherein R⁶ is hydrogen, or a group readily metabolizable to a hydroxyl (such as -O(CO)R⁶, -O(CO)OR⁹ and -O(CO)NR⁶R⁷, defined above). Also preferred are compounds wherein R¹ and R² together are =O.

The sum of q and p is preferably 1 or 2, more preferably 1. Preferred are compounds wherein p is zero and q is 1. More preferred are compounds wherein p is zero, q is 1, Y is -CH₂- and R¹ is -OR⁶, especially when R⁶ is hydrogen.

Another group of preferred compounds is that wherein Ar¹ is R³-substituted phenyl, Ar² is R⁴-substituted phenyl and Ar³ is R⁵-substituted phenyl. Also preferred are compounds wherein Ar¹ is R³-substituted phenyl, Ar² is R⁴-substituted phenyl, Ar³ is R⁵-substituted phenyl, and the sum of p and q is 1 or 2, especially 1. More preferred are compounds wherein Ar¹ is R³-substituted phenyl, Ar² is R⁴-substituted phenyl, Ar³ is R⁵-substituted phenyl, p is zero and q is 1.

A is preferably -O-.

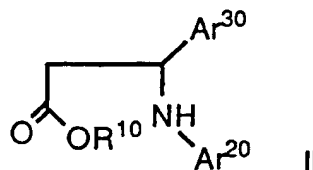
R³ is preferably -COOR⁶, -CONR⁶R⁷, -COR⁶, -SO₂NR⁶R⁷, S(O)₀₋₂-alkyl, S(O)₀₋₂-aryl, NO₂ or halogeno. A more preferred definition for R³ is halogeno, especially fluoro or chloro.

R⁴ is preferably hydrogen, lower alkyl, -OR⁶, -O(CO)R⁶, -O(CO)OR⁹, -O(CO)NR⁶R⁷, -NR⁶R⁷, COR⁶ or halogeno, wherein R⁶ and R⁷ are preferably independently hydrogen or lower alkyl, and R⁹ is preferably lower alkyl. A more preferred definition for R⁴ is hydrogen or halogeno, especially fluoro or chloro.

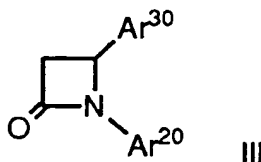
R⁵ is preferably -OR⁶, -O(CO)R⁶, -O(CO)OR⁹, -O(CO)NR⁶R⁷, -NR⁶R⁷, -(lower alkylene)-COOR⁶ or -CH=CH-COOR⁶, wherein R⁶ and R⁷ are preferably independently hydrogen or lower alkyl, and R⁹ is preferably lower alkyl. A more preferred definition for R⁵ is -OR⁶, -(lower alkylene)-COOR⁶ or -CH=CH-COOR⁶, wherein R⁶ is preferably hydrogen or lower alkyl.

-5-

The invention also relates to a novel process for preparing chiral β -amino ester intermediates of formula II



wherein Ar^{20} is Ar^2 , a suitably protected hydroxy-substituted aryl or a suitably-protected amino-substituted aryl, Ar^{30} is Ar^3 , a suitably protected hydroxy-substituted aryl or a suitably-protected amino-substituted aryl, and $-C(O)OR^{10}$ is an acyl radical of a chiral alcohol, useful in the preparation of chiral 3-unsubstituted azetidinones of the formula



10

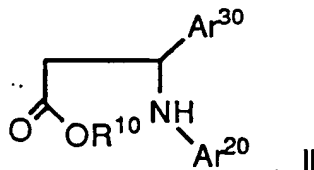
wherein Ar^{20} and Ar^{30} are as defined above.

The process for preparing the compounds of formula II comprises:

reacting a bromoacetate of a chiral alcohol of the formula $R^{10}OC(O)CH_2Br$, wherein $R^{10}OH$ is an optically pure chiral alcohol, an imine of the formula $Ar^{20}-N=CH-Ar^{30}$, wherein Ar^{20} and Ar^{30} are as defined above, and zinc to obtain a β -amino ester of formula II.

The intermediate of formula II can be converted to the chiral 3-unsubstituted azetidinone of formula III by cyclizing the β -amino ester of formula II with a Grignard reagent.

This invention also relates to novel intermediates of formula II, that is, compounds of formula II



wherein Ar^{20} is R^4 -substituted aryl, a suitably protected hydroxy-substituted aryl or a suitably-protected amino-substituted aryl;

Ar^{30} is R^5 -substituted aryl, a suitably protected hydroxy-substituted aryl or a suitably-protected amino-substituted aryl;

$-C(O)OR^{10}$ is an acyl radical of an optically pure chiral alcohol selected from the group consisting of 1-menthyl, isopino-campheyl, (1S)-endo-bornyl, isomenthyl, trans-2-phenylcyclo-hexyl or phenylmenthyl;

5 R^5 is 1-3 substituents independently selected from the group consisting of $-OR^6$, $-O(CO)R^6$, $-O(CO)OR^9$, $-O(CH_2)_{1-5}OR^9$, $-O(CO)NR^6R^7$, $-NR^6R^7$, $-NR^6(CO)R^7$, $-NR^6(CO)OR^9$, $-NR^6(CO)NR^7R^8$, $-NR^6SO_2$ -lower alkyl, $-NR^6SO_2$ -aryl, $-CONR^6R^7$, $-COR^6$, $-SO_2NR^6R^7$, $S(O)_{0-2}$ -alkyl, $S(O)_{0-2}$ -aryl, $-O(CH_2)_{1-10}COOR^6$, $-O(CH_2)_{1-10}CONR^6R^7$,
 10 o -halogeno, m -halogeno, o -lower alkyl, m -lower alkyl, $-(lower\ alkylene)-COOR^6$, $-CH=CH-COOR^6$;

R^4 is 1-3 substituents independently selected from the group consisting of R^5 , H, p -lower alkyl, aryl, $-NO_2$, $-CF_3$ and p -halogeno;

15 R^6 , R^7 and R^8 are independently selected from the group consisting of H, lower alkyl, aryl and aryl-substituted lower alkyl; and
 R^9 is lower alkyl, aryl or aryl-substituted lower alkyl.

20 This invention also relates to the use of a compound of formula I as a hypocholesterolemic agent for reducing plasma cholesterol levels and treating or preventing atherosclerosis in a mammal in need of such treatment.

25 In another aspect, the invention relates to a pharmaceutical composition comprising a substituted azetidinone of formula I in a pharmaceutically acceptable carrier. The invention also relates to the use of said pharmaceutical composition as a hypocholesterolemic agent for reducing plasma cholesterol levels and treating or preventing atherosclerosis, and to a method of preparing said compositions by admixing a compound of formula I and a pharmaceutically acceptable carrier.

30 The present invention also relates to a method of reducing plasma cholesterol levels, and to a method of treating or preventing atherosclerosis, comprising administering to a mammal in need of such treatment an effective amount of a combination of a substituted azetidinone cholesterol absorption inhibitor of this invention and a cholesterol biosynthesis inhibitor. That is, the present invention relates
 35 to the use of a substituted azetidinone cholesterol absorption inhibitor for combined use with a cholesterol biosynthesis inhibitor (and, similarly,

use of a cholesterol biosynthesis inhibitor for combined use with a substituted azetidinone cholesterol absorption inhibitor) to treat or prevent atherosclerosis or to reduce plasma cholesterol levels.

In yet another aspect, the invention relates to a
5 pharmaceutical composition comprising an effective amount of a substituted azetidinone cholesterol absorption inhibitor, a cholesterol biosynthesis inhibitor, and a pharmaceutically acceptable carrier. The use of said composition to treat or prevent atherosclerosis or to reduce plasma cholesterol levels is also contemplated, as is the preparation of
10 said composition by admixing a substituted azetidinone cholesterol absorption inhibitor, a cholesterol biosynthesis inhibitor, and a pharmaceutically acceptable carrier. In a final aspect, the invention relates to a kit comprising in one container an effective amount of a substituted azetidinone cholesterol absorption inhibitor in a
15 pharmaceutically acceptable carrier, and in a separate container, an effective amount of a cholesterol biosynthesis inhibitor in a pharmaceutically acceptable carrier.

DETAILED DESCRIPTION:

20 As used herein, the term "lower alkyl" means straight or branched alkyl chains of 1 to 6 carbon atoms. Similarly, "lower alkylene" means a divalent alkyl chain, straight or branched, of 1 to 6 carbon atoms.

"Aryl" means phenyl, naphthyl, indenyl, tetrahydronaphthyl
25 or indanyl.

"Halogeno" refers to fluoro, chloro, bromo or iodo radicals.

The above statement, wherein R^6 , R^7 and R^8 are said to be independently selected from a group of substituents, means that R^6 , R^7 and R^8 are independently selected, but also that where an R^6 , R^7 or R^8
30 variable occurs more than once in a molecule, those occurrences are independently selected (e.g., if R^1 is $-OR^6$ wherein R^6 is hydrogen, R^4 can be $-OR^6$ wherein R^6 is lower alkyl). Similarly, R^3 , R^4 and R^5 are independently selected from a group of substituents, and where more than one R^3 , R^4 and/or R^5 is present, the substituents are independently
35 selected; those skilled in the art will recognize that the size and nature

of the substituent(s) will affect the number of substituents which can be present.

Compounds of the invention have at least one asymmetrical carbon atom and therefore all isomers, including
5 diastereomers and rotational isomers are contemplated as being part of this invention. The invention includes d and l isomers in both pure form and in admixture, including racemic mixtures. Isomers can be prepared using conventional techniques, either by reacting optically pure or optically enriched starting materials or by separating isomers of a
10 compound of formula I.

Those skilled in the art will appreciate that for some compounds of formula I, one isomer will show greater pharmacological activity than other isomers.

Compounds of the invention with an amino group can form
15 pharmaceutically acceptable salts with organic and inorganic acids. Examples of suitable acids for salt formation are hydrochloric, sulfuric, phosphoric, acetic, citric, oxalic, malonic, salicylic, malic, fumaric, succinic, ascorbic, maleic, methanesulfonic and other mineral and carboxylic acids well known to those in the art. The salt is prepared by
20 contacting the free base form with a sufficient amount of the desired acid to produce a salt. The free base form may be regenerated by treating the salt with a suitable dilute aqueous base solution such as dilute aqueous sodium bicarbonate. The free base form differs from its
25 respective salt form somewhat in certain physical properties, such as solubility in polar solvents, but the salt is otherwise equivalent to its respective free base forms for purposes of the invention.

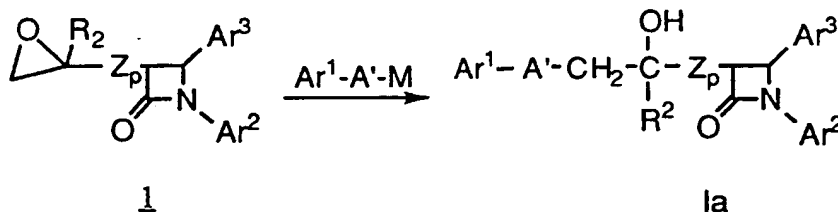
Certain compounds of the invention are acidic (e.g., those compounds which possess a carboxyl group). These compounds form pharmaceutically acceptable salts with inorganic and organic bases.
30 Examples of such salts are the sodium, potassium, calcium, aluminum, gold and silver salts. Also included are salts formed with pharmaceutically acceptable amines such as ammonia, alkyl amines, hydroxyalkylamines, N-methylglucamine and the like.

Cholesterol biosynthesis inhibitors for use in the
35 combination of the present invention include HMG CoA reductase inhibitors such as lovastatin, pravastatin, fluvastatin, simvastatin and CI-

981; HMG CoA synthetase inhibitors, for example L-659,699 ((E,E-11-[3'R-(hydroxy-methyl)-4'-oxo-2'R-oxetanyl]-3,5,7R-trimethyl-2,4-undecadienoic acid); squalene synthesis inhibitors, for example squalastatin 1; and squalene epoxidase inhibitors, for example, NB-598
 5 ((E)-N-ethyl-N-(6,6-dimethyl-2-hepten-4-ynyl)-3-[(3,3'-bithiophen-5-yl)methoxy]benzene-methanamine hydrochloride). Preferred HMG CoA reductase inhibitors are lovastatin, pravastatin and simvastatin.

Compounds of formula I can be prepared by known
 10 methods. For example, the preparation of compounds of formula I, wherein Ar¹, Ar², Ar³, R² and Z_p are as described above, Y is -CH₂-, q is 1, R¹ is OH, and A is -O- or -S- (i.e., a compound of formula Ia), is described in Method 1:

Method 1



15

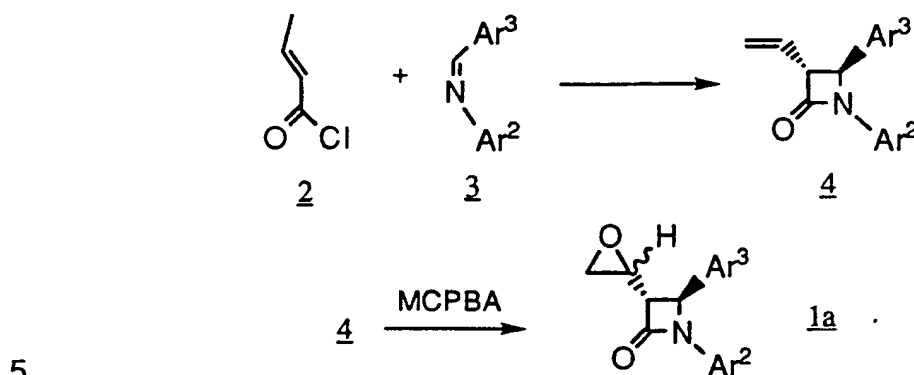
An epoxide-substituted azetidinone of formula 1 can be treated with a compound of formula Ar¹-A'-M, wherein A' is -O- or -S-, and wherein M is a metal such as sodium, potassium, lithium or magnesium, in an inert solvent such as tetrahydrofuran (THF) at room
 20 temperature and under an inert atmosphere such as N₂ to obtain a compound of formula Ia. Compounds of formula 1 are prepared immediately before the reaction by treating a solution of Ar¹-OH or Ar¹-SH in an inert solvent such as THF with a suspension of alkali metal hydride, or, when M is magnesium, a solution of an alkyl Grignard
 25 reagent such as isopropylmagnesium bromide, in the same solvent.

Alternatively, a compound of formula 1 can be treated with Ar¹-OH or Ar¹-SH in the presence of a reagent such as ZnCl₂ to obtain a compound of formula Ia.

Preparation of the starting materials of formula 1 is shown
 30 by the following processes (exemplifying compounds wherein p is 0, i.e., Z is not present), wherein Process A prepares compounds of formula 1a, having relative "trans" orientation at the β-lactam 3- and 4-positions, and

wherein Process B prepares compounds of formula 1b, having relative "cis" orientation at the β -lactam 3- and 4-positions:

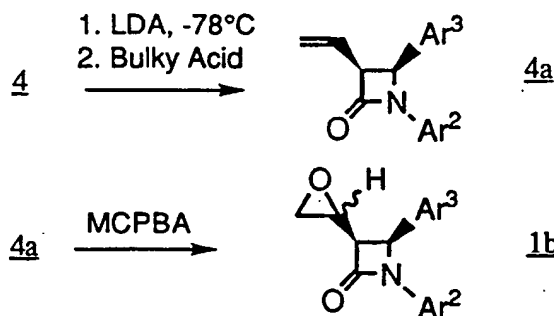
Process A:



10 In the first step, crotonyl chloride (2) is refluxed with an imine of formula 3, wherein Ar² and Ar³ are as defined above, in an inert solvent such as CH₂Cl₂ or THF in the presence of a base such as tri-*n*-butyl amine, triethylamine or diisopropylethylamine to obtain a trans-substituted 3-vinyl-2-azetidinone of formula 4. The compound of formula 4 is then treated with an oxidizing agent such as MCPBA in an inert solvent such as CH₂Cl₂, the reaction is quenched with a reagent such as aqueous Na₂SO₃ and conventional extraction and separation techniques are used to obtain a mixture of 3-oxiranyl-2-azetidinone epimers which can be separated by HPLC.

15

Process B:

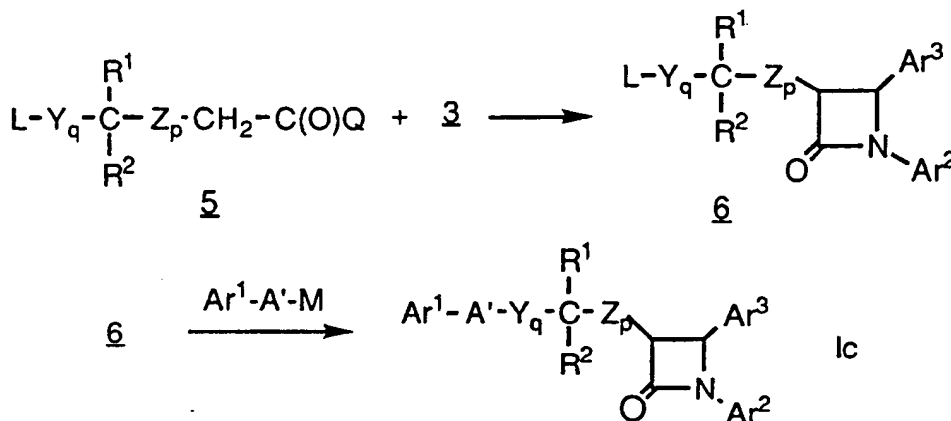


20 The 3-vinyl-2-azetidinone of formula 4 can be treated with a strong base such as lithium diisopropylamide (LDA) in a suitable solvent such as THF at low temperatures, e.g., -78°C, followed by treatment with a bulky acid such as 2,6-di-*tert*-butyl-4-methylphenol (BHT), glacial acetic acid or isovaleric acid, to obtain the corresponding cis-3-vinyl-2-azetidinone (4a). The compound of formula 4a can be

oxidized in a manner similar to that described in Process A to obtain the compound of formula Ib.

The following Method 2 describes the preparation of compounds of formula I wherein Ar¹, Ar², Ar³, R¹, R², Y_q and Z_p are as described above, and A is -O- or -S- (i.e., a compound of formula Ic):

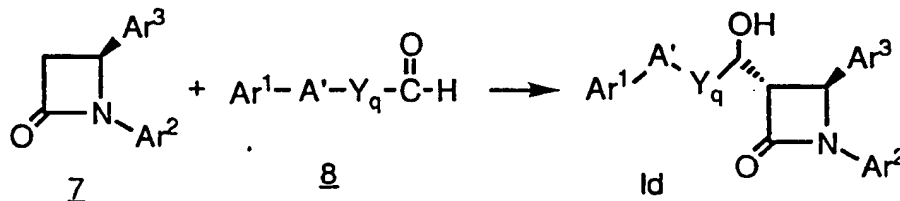
Method 2:



An activated carboxylic acid derivative of formula 5, for example an acid chloride, wherein Q is chloro, and wherein L is a leaving group such as a halide, can be reacted with an imine of formula 3 in the presence of a base such as a trialkylamine (e.g., triethylamine or tri-n-butylamine) at room temperature or elevated temperature in an inert solvent such as CH₂Cl₂ or toluene. The intermediate of formula 6 is then reacted with a compound of formula Ar¹-A'-M as described in Method 1 to obtain a compound of formula Ic.

Method 3 describes the preparation of compounds of formula Id wherein Ar¹, Ar², Ar³ and Y_q are as described above, R¹ is OH, R² is H, p is zero and A' is -O- or -S-:

Method 3:

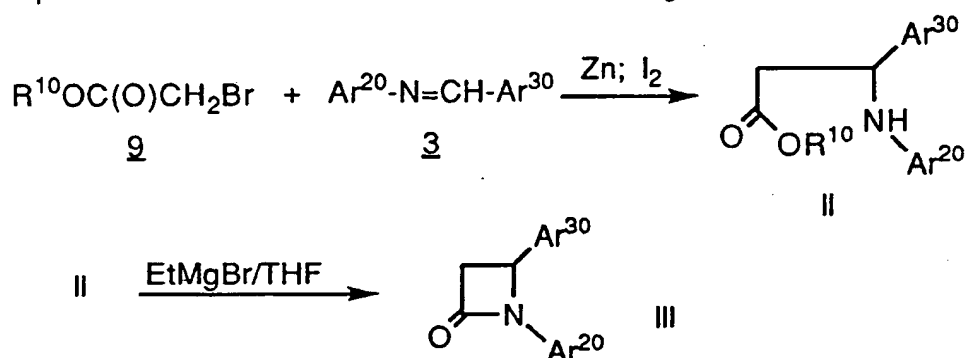


A 3-unsubstituted azetidinone of formula 7 is treated with a strong base such as LDA or lithiumdicyclohexylamide at low temperatures (e.g. -70 to -78°C) in an inert solvent such as THF, followed by reaction with an aldehyde of formula 8. When the 3-

unsubstituted azetidinone is chiral, the products of the reaction with aldehyde 8 are non-racemic.

Starting materials of formulae 2, 3, 5, 7 and 8 are known or are prepared by methods known in the art.

5 Chiral starting materials of formula III, of which 7 is an example, can be prepared by cyclizing chiral β -amino ester intermediates of formula II, which intermediates are prepared by the novel process described above. The procedure for preparing compounds of formula III is shown in the following reaction scheme:



10 wherein Ar^{20} , Ar^{30} and R^{10} are as defined above. Suitable protecting groups for the hydroxy- or amino-substituted aryl groups in Ar^{20} and Ar^{30} are exemplified in the table below. Typical R^{10}OH optically pure chiral alcohols are selected from the group consisting of 1-menthyl, 15 isopino-campheyl, (1S)-endo-bornyl, isomenthyl, trans-2-phenylcyclohexyl and phenylmenthyl. For preparing the preferred compounds of formula III, the preferred optically pure alcohols are 1-menthyl, (-)isopino-campheyl, (1S)-endo-(-)bornyl, (+)isomenthyl, (-)-trans-2-phenylcyclo-hexyl and (-)phenylmenthyl.

20 In the first step, equimolar amounts of a bromoacetate of formula 9 and an imine of formula 3 are reacted with zinc dust in an inert solvent such as anhydrous dioxane, THF or diethyl ether, preferably in the presence of a zinc activating agent such as iodine, at a temperature of 10 to 30, preferably 23 to 25°C for about 24 to 48 hours. The reaction 25 is also preferably carried out with ultrasonification. The resultant β -amino ester is purified by conventional methods, for example the zinc dust is filtered off, the excess imine is crystallized out, and the β -amino ester is then crystallized out; additional β -amino ester can be recovered by flash chromatography.

In the second step, the β -amino ester is cyclized by treatment with a Grignard reagent such as isopropylmagnesium bromide or ethylmagnesium bromide in an ethereal solvent such as THF at -40 to 40°C, preferably at 0°C to room temperature.

5 After cyclization, protecting groups can be removed as necessary by procedures well known to those skilled in the art.

Starting materials of formula 9 are prepared by reacting the sodium alkoxide of the corresponding chiral alcohol with bromo acetyl chloride at -40°C to room temperature, preferably -20°C to room
10 temperature in an inert solvent such as THF or diethyl ether.

For various chiral alcohol starting materials, the following enantiomeric ratios were observed in the corresponding 3-unsubstituted azetidinones:

	<u>Chiral alcohol</u>	<u>Ratio</u>
15	Menthol	60:40
	Borneol	60:40
	Isomenthol	75:25
	Isopinocampheol	75:25
	Phenyl cyclohexanol	99:1
20	Phenyl menthol	99:1

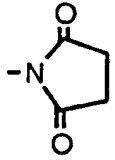
Compounds of formula I wherein A is -S(O)- or -S(O)₂- can be prepared by treating the corresponding compound wherein A is -S- with an oxidizing agent such as m-chloroperoxybenzoic acid (MCPBA).

25 Reactive groups not involved in the above processes can be protected during the reactions with conventional protecting groups which can be removed by standard procedures after the reaction. The following Table 1 shows some typical protecting groups:

30

35

Table 1

Group to be Protected	Group to be Protected and Protecting Group
-COOH	-COOalkyl, -COObenzyl, -COOphenyl
>NH	>NCOalkyl, >NCObenzyl, >NCOphenyl >NCH ₂ OCH ₂ CH ₂ Si(CH ₃) ₃ , >NC(O)OC(CH ₃) ₃ , N-benzyl, NSi(CH ₃) ₃ , NSi(CH ₃) ₂ C(CH ₃) ₂
-NH ₂	
-OH	-OCH ₃ , -OCH ₂ OCH ₃ , -OSi(CH ₃) ₃ , -OSi(CH ₃) ₂ C(CH ₃) ₂ or -OCH ₂ phenyl

We have found that the compounds of this invention lower serum lipid levels, in particular serum cholesterol levels. Compounds of this invention have been found to inhibit the intestinal absorption of cholesterol and to significantly reduce the formation of liver cholesteryl esters in animal models. Thus, compounds of this invention are hypocholesterolemic agents by virtue of their ability to inhibit the esterification and/or intestinal absorption of cholesterol; they are therefore useful in the treatment and prevention of atherosclerosis in mammals, in particular in humans.

In addition to the compound aspect, the present invention therefore also relates to a method of lowering serum cholesterol levels, which method comprises administering to a mammal in need of such treatment a hypocholesterolemic effective amount of a compound of formula I of this invention. The compound is preferably administered in a pharmaceutically acceptable carrier suitable for oral administration.

The present invention also relates to a pharmaceutical composition comprising a compound of formula I of this invention and a pharmaceutically acceptable carrier. The compounds of formula I can

be administered in any conventional oral dosage form such as capsules, tablets, powders, cachets, suspensions or solutions. The formulations and pharmaceutical compositions can be prepared using conventional pharmaceutically acceptable excipients and additives and
5 conventional techniques. Such pharmaceutically acceptable excipients and additives include non-toxic compatible fillers, binders, disintegrants, buffers, preservatives, anti-oxidants, lubricants, flavorings, thickeners, coloring agents, emulsifiers and the like.

The daily hypocholesteremic dose of a compound of
10 formula I is about 0.1 to about 30 mg/kg of body weight per day, preferably about 0.1 to about 15 mg/kg. For an average body weight of 70kg, the dosage level is therefore from about 5 to about 2000 mg of drug per day, preferably about 5 to about 1000 mg, given in a single dose or 2-4 divided doses. The exact dose, however, is determined by
15 the attending clinician and is dependent on the potency of the compound administered, the age, weight, condition and response of the patient.

For the combinations of this invention wherein the substituted azetidinone is administered in combination with a
20 cholesterol biosynthesis inhibitor, the typical daily dose of the cholesterol biosynthesis inhibitor is 0.1 to 80 mg/kg of mammalian weight per day administered in single or divided dosages, usually once or twice a day: for example, for HMG CoA reductase inhibitors, about 10 to about 40 mg per dose is given 1 to 2 times a day, giving a total daily
25 dose of about 10 to 80 mg per day, and for the other cholesterol biosynthesis inhibitors, about 1 to 1000 mg per dose is given 1 to 2 times a day, giving a total daily dose of about 1 mg to about 2 g per day. The exact dose of any component of the combination to be administered is determined by the attending clinician and is dependent on the
30 potency of the compound administered, the age, weight, condition and response of the patient.

Where the components of a combination are administered separately, the number of doses of each component given per day may not necessarily be the same, e.g. where one component may have a
35 greater duration of activity, and will therefore need to be administered less frequently.

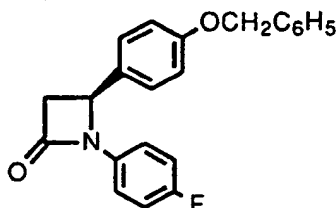
-16-

Since the present invention relates to the reduction of plasma cholesterol levels by treatment with a combination of active ingredients wherein said active ingredients may be administered separately, the invention also relates to combining separate pharmaceutical compositions in kit form. That is, a kit is contemplated wherein two separate units are combined: a cholesterol biosynthesis inhibitor pharmaceutical composition and a substituted azetidinone absorption inhibitor pharmaceutical composition. The kit will preferably include directions for the administration of the separate components.

5 The kit form is particularly advantageous when the separate components must be administered in different dosage forms (e.g. oral and parenteral) or are administered at different dosage intervals.

Following are examples of preparing 3-unsubstituted azetidinones starting materials and compounds of formula I. The stereochemistry listed is relative stereochemistry unless otherwise noted. The terms cis and trans refer to the relative orientations at the β -lactam 3- and 4-positions.

Preparation 1



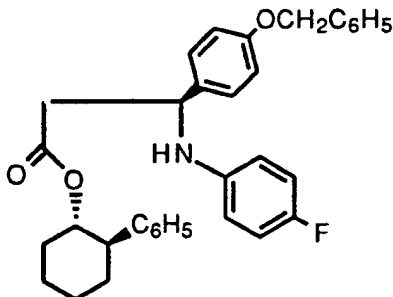
20 Step 1: Preparation of (+)-trans-2-phenyl cyclohexylbromoacetate
Dissolve (+)-trans-2-phenyl cyclohexanol (0.0113 mole) in anhydrous THF, cool to -15°C , add NaH (1.2 eq.) in portions and stir for 30 min. Add bromoacetyl chloride (1.5 eq.) dropwise and stir overnight at room temperature. Cool the reaction mixture to 0°C and quench with t-

25 butanol (5 mL) and water, dropwise (10 mL). Warm the mixture to room temperature, dilute with ethyl acetate (EtOAc) and wash in sequence with water (2X50 mL) and brine (2X50 mL). Dry the organic layer over MgSO_4 , filter and concentrate. Purify the resultant residue by flash silica gel chromatography, eluting with hexane \rightarrow 5% EtOAc/hexane.

30

-17-

Step 2: Preparation of

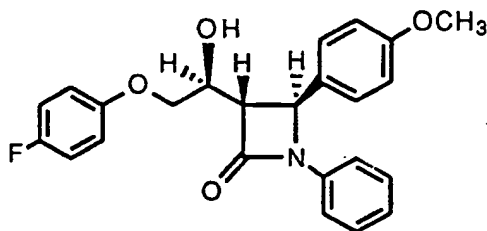
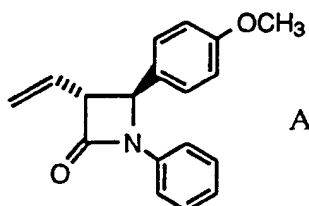


Reflux a solution of Zn dust (2.88 g, 44 mmol) and iodine (0.3 g, 1.2 mmol) in anhydrous dioxane (50 mL) for 1 h, then cool to room temperature. Immerse the flask in an ultrasonification bath, add a mixture of the product of step 1 (7.4 mmol) and 4-benzyloxybenzylidene-(4-fluoro)aniline (1.87 g, 6 mmol) and sonicate for 48 h at room temperature. Filter off the zinc dust over celite and concentrate the filtrate. Redissolve the resultant residue in a minimum amount of EtOAc; after 1 h, filter out the crystallized unreacted imine. Concentrate the filtrate under vacuum and redissolve the resulting residue in a minimum amount of CH₃OH to crystallize out the desired β -amino ester (1.2 g, 2.2 mmol). Concentrate the mother liquor and flash chromatograph it on silica gel, eluting with 10% hexane/EtOAc to obtain additional β -amino ester (0.3 g). M.p. 129-131°C; elemental analysis calc'd for C₃₄H₃₄FNO₃ is C, 78.01; H, 6.50; N, 2.67; found C, 77.62; H, 6.65; N, 2.74.

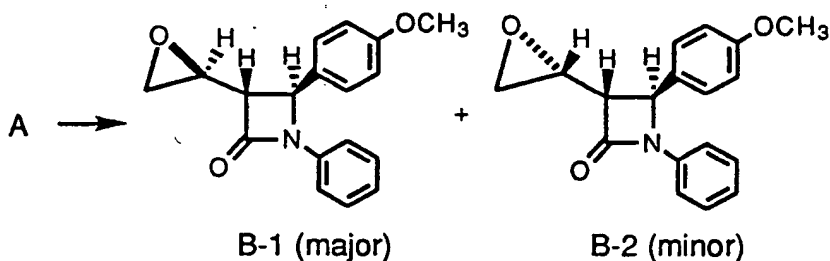
Step 3: Treat a solution of the product of step 2 (0.18 mmole) in THF (5 mL) at 0°C with ethylmagnesium bromide (1.2 eq.), stir for 4 h and allow the reaction to warm to room temperature. Quench the reaction with aqueous NH₄Cl (10 mL) and extract with ether (50 mL). Dry the organic layer over MgSO₄ and concentrate. Isolate the product by preparative chromatography on a silica gel plate, eluting with 20% EtOAc/hexane. Analyze the product using a chiral analytical HPLC AS column, eluting with i-propanol:hexane (20/80): the retention times for the two enantiomers were 15.3 and 16.4 min at a flow rate of 0.5 mL/min.

-18-

Example 1

Step 1:

- 5 Add a solution of crotonyl chloride (1.81 mL, 0.02 moles) in CH_2Cl_2 (50 mL) dropwise, over a period of 1 h, to a refluxing solution of tri-n-butyl amine (7.23 mL, 0.03 moles) and p-methoxybenzylidene aniline (3.19 g, 0.015 moles) in CH_2Cl_2 (100 mL). Reflux for 16 h after the addition is complete, then cool to room temperature. Wash with water (2x100 mL)
- 10 and saline (1x100 mL), then dry over Na_2SO_4 , filter and concentrate. Stir the resultant oil with excess hexane and filter to obtain a yellow solid (2.5 g). Purify the residue by silica gel chromatography, eluting with EtOAc/hexane (1:5) to obtain a white solid (2.0 g, 49% yield), m.p. 119-120°C, EIMS: $M^+=279$.

15 Step 2:

- To a stirred solution of the product of Step 1 (compound A) (1.0 g, 0.0036 moles) in CH_2Cl_2 (40 mL) at room temperature, add MCPBA (1.9 g, 0.01 moles) portionwise. After 36 h, quench the reaction by dropwise
- 20 addition of aqueous 10% Na_2SO_3 . Separate the aqueous layer and wash the organic layer consecutively with 5% NaHCO_3 (2x50 mL), water (1x50 mL) and saline (1x50 mL), dry over Na_2SO_4 and concentrate. Purify the resultant residue by silica gel chromatography, eluting with

-19-

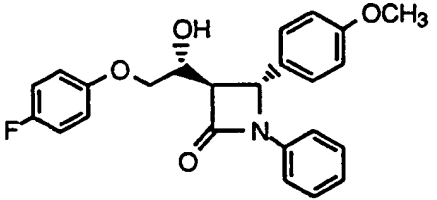
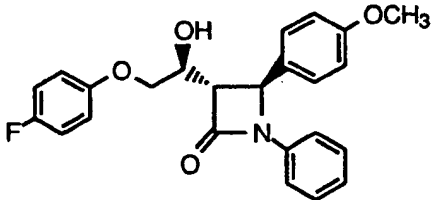
EtOAc/hexane (2:1), to obtain a mixture of epoxide epimers as an off-white solid (1.00 g, 96% yield). Purify further by HPLC, eluting with 5% EtOAc/CH₂Cl₂ to obtain:

less polar epoxide: 0.27 g, m.p. 85-88°C, EIMS: M+295.

5 more polar epoxide: 0.54 g, m.p. 138-141°C, EIMS: M+295.

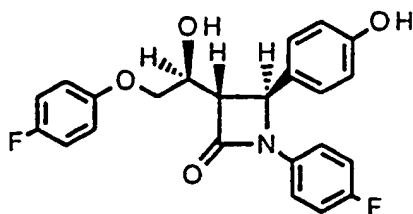
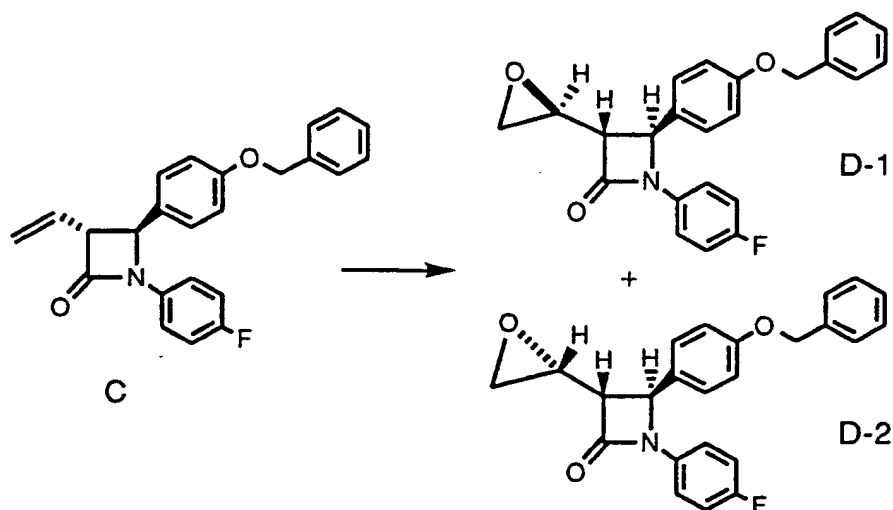
Step 3: To a suspension of NaH (0.53 g of 60% dispersion in oil, 0.013 moles) in THF (35 mL) at room temperature, add 4-fluorophenol (2.26 g, 0.02 moles) and stir 30 min. until a clear solution is obtained. Add the major product of Step 2 (compound B-1) (2.0 g, 0.0067 moles) and stir at
 10 room temperature for 3 days: Dilute the reaction mixture with EtOAc, wash with water (1x30 mL), then saline (2x3 mL), dry over Na₂SO₄, filter and concentrate to obtain a brown oil (3.1 g). Purify the oil by silica gel chromatography, eluting with EtOAc/hexane (1:2) to obtain the title
 15 compound as a racemic mixture (1.23 g, 45% yield) (Rel (1'S, 3S, 4S)-1-phenyl-3-[1 hydroxy-2-(4-fluorophenoxy)ethyl]-4-(4-methoxyphenyl)-2-azetidinone).

Resolve the racemate from Step 3 using a preparative Chiracel® AS HPLC column, eluting with hexane-isopropanol (80:20) to give:

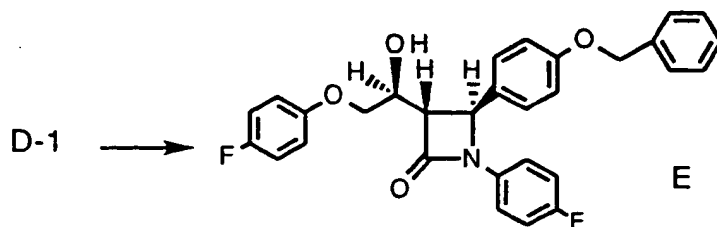
	<p><u>Enantiomer A</u>: 0.095g; m.p. 168-169°C; $[\alpha]_D^{22.8} = +36.7^\circ$; EIMS: M+ 407.1; High resolution MS: calc'd = 407.1533; obsv'd = 407.1539</p>
	<p><u>Enantiomer B</u>: 0.082 g; m.p. 171-172°C; $[\alpha]_D^{22.8} = -41.4^\circ$; High resolution MS: calc'd = 407.1533; obsv'd = 407.1547</p>

-20-

Example 2

Step 1:

- 5 To a solution of compound C (5.0 g, 13.4 mmols) in CH_2Cl_2 (70 mL), add MCPBA (7 g, 40 mmols) and NaHCO_3 (3 g). Stir under N_2 for 36 hr (reaction about 95% complete), then add a small amount of $(\text{CH}_3)_2\text{S}$ (approx. 1 mL) and stir for 30 min. Extract acidic by-products into aqueous NaHCO_3 solution and discard. Wash the organic layer with
- 10 brine, dry over MgSO_4 and remove the solvent under vacuum. Purify the crude residue by silica gel chromatography, eluting with 20% ethyl acetate (EtOAc)/hexane \rightarrow 30% EtOAc/hexane to obtain:
- isomer 1 (compound D-1), 1.7 g, EIMS: $M^+=389$;
- isomer 2 (compound D-2), 2.3 g, EIMS: $M^+=389$.

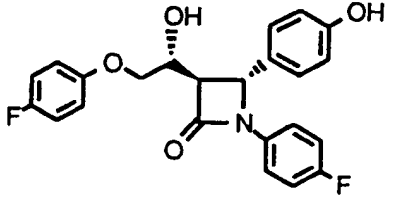
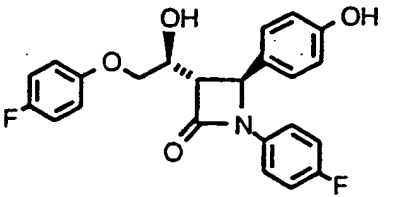
15 Step 2:

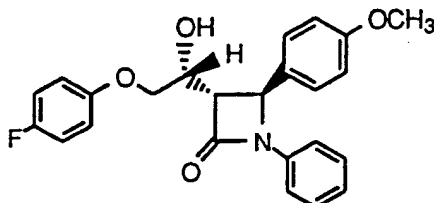
-21-

To a solution of 4-fluorophenol (0.715 g, 6.38 mmols) in THF (20 mL), add a suspension of 80% NaH (100 mg, 3.5 mmols, prewashed with hexane) in THF. After the bubbling ceases, to this solution, add a solution of the product of Step 1 (compound D-1) (0.45 g, 0.00115 moles) in THF and keep the reaction under N₂ at room temperature for 2 days. Treat the reaction mixture with aqueous Na₂CO₃ (20 mL), extract the product with EtOAc, dry over MgSO₄ and remove the solvent under vacuum. Purify the resultant residue by silica gel chromatography, eluting with 5% EtOAc/CH₂Cl₂ → 40% EtOAc/CH₂Cl₂.

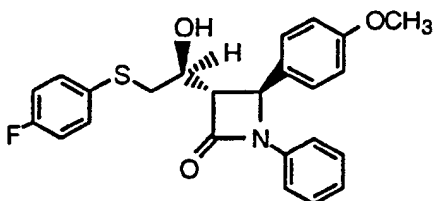
Step 3: Treat a solution of the product of Step 2 (compound E) (0.185 g, 0.00037 moles) in ethanol with 10% Pd/C (120 mg). Stir under aspirator vacuum, then introduce N₂ gas, repeating this procedure several times to eliminate oxygen. Introduce hydrogen gas and maintain at 1 atm for 18 h. Remove hydrogen under vacuum and reintroduce N₂. Filter the reaction mixture through Celite® and concentrate to a glass. Purify by preparative TLC, eluting with 15% EtOAc/CH₂Cl₂ to obtain 0.102 g of the title compound (rel (1'S, 3S, 4S)-1-(4-fluorophenyl)-3-[1-hydroxy-2-[4-fluorophenoxy]ethyl)-4-(4-hydroxyphenyl)-2-azetidinone). HRMS FAB: C₂₃H₂₀NO₄F₂ (M+1) calc 412.1360; found 412.1368. Elemental analysis: Calculated: C=67.15, H=4.64, N=3.41, F=9.25; Found: C=67.00, H=4.87, N=3.26, F=9.09.

Racemic 1-(4-fluorophenyl)-3-[1-hydroxy-2-[4-fluorophenoxy]ethyl)-4-(4-hydroxyphenyl)-2-azetidinone is resolved using a preparative Chiracel® AS HPLC column, eluting with hexane-isopropanol (70:30) to give:

	<p>Enantiomer A (1'R, 3R, 4R): $[\alpha]_D^{21} = +33.2^\circ$ (CHCl₃)</p>
	<p>Enantiomer B (1'S, 3S, 4S): $[\alpha]_D^{21} = -39.0^\circ$ (CHCl₃)</p>

Example 3

Using the less polar isomer of Step 2 of Example 1 (compound B-2), carry out the procedure of Step 3 of Example 1 to obtain the title compound (Rel (1'R, 3S, 4S)-1-phenyl-3-[1 hydroxy-2-(4-fluorophenoxy)ethyl]-4-(4-methoxyphenyl)-2-azetidinone) as a racemate. M.p. 125-129°C, HRMS FAB: M+1 calc'd.=408.1611, obs.=408.1600.

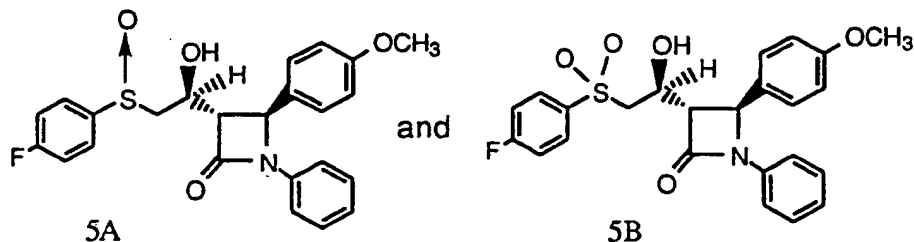
Example 4

10

Use a procedure similar to Example 1, Step 3, substituting 4-fluorothiophenol for 4-fluorophenol and diluting with ether instead of EtOAc. After concentrating the extracted product, crystallize from ether-hexane to obtain a white solid (0.3 g, 70%), m.p. 129-130°C, MS:

15

HRMS FAB: calc'd. 424.1383, found 424.1394.

Example 5

To a solution of the product of Example 4 (0.27 g, 0.637 mmols) in CH₂Cl₂ (20 mL) at 0°C, add MCBPA (0.12 g, 0.695 mmols) in portions and stir for 2 h. Quench the reaction with (CH₃)₂S (0.5 mL), dilute with CH₂Cl₂, wash with 5% NaHCO₃ (2x20 mL), water (1x20 mL) and saline (1x20 mL), dry over Na₂SO₄, filter and concentrate. Purify the resultant

-23-

residue by silica gel chromatography, eluting with EtOAc/hexane (1:1) and (2:1) to obtain two components:

5A, more polar component: 0.22 g;

5B, less polar component: 0.0259 g, HRMS FAB: calc'd.

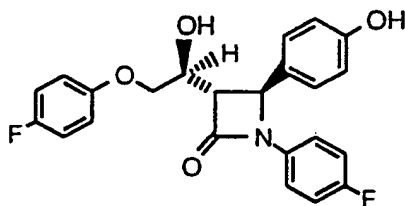
5 456.1281, obs. 456.1280.

Further purify 5A by HPLC, eluting with 25% hexane/EtOAc to obtain isomers A and B:

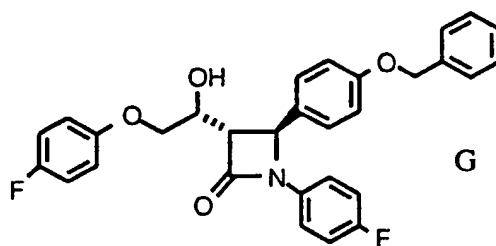
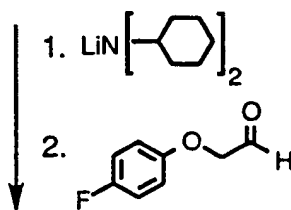
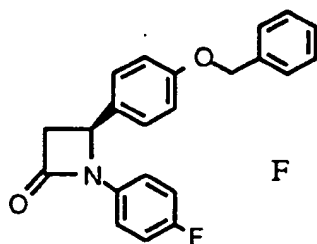
Isomer A (less polar, 5A-1): m.p. 141-143°C; HRMS FAB: calc'd. 440.1332, obs. 440.1348;

10 Isomer B (more polar, 5A-2): m.p. 176-179°C; HRMS FAB: calc'd. 440.1332, obs. 440.1352.

Example 6



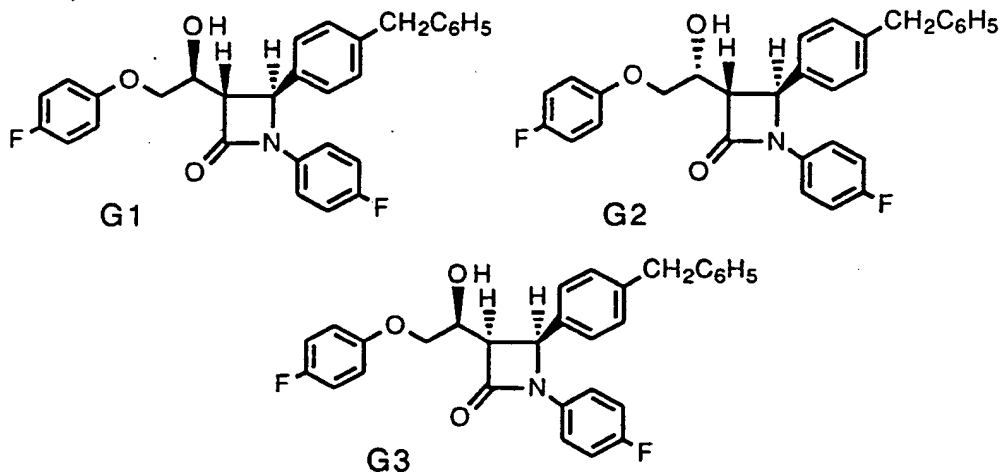
Step 1:



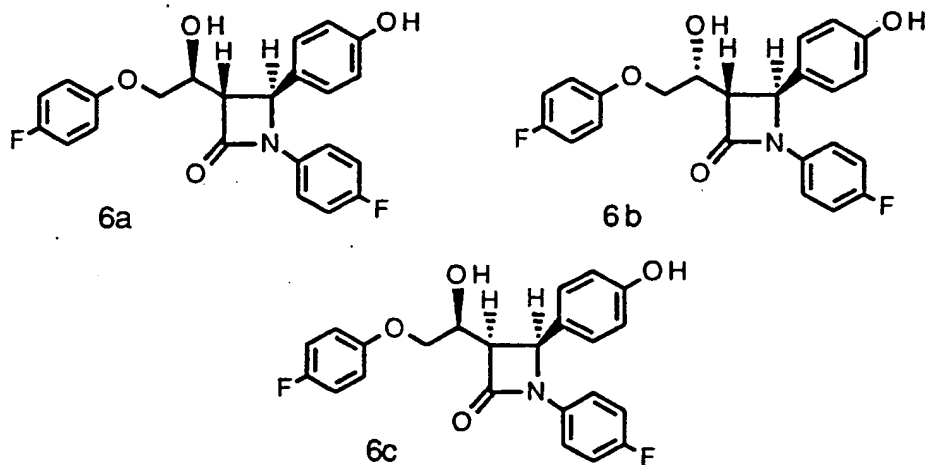
Prepare a solution of lithiumdicyclohexylamide (5.7 mmols) in THF

-24-

- (40 mL) by treating a cold (0°C) solution of dicyclohexylamine in THF with 1 eq. of n-butyllithium (5.7 mmols, 3.6 mL of 1.6M hexane solution). Cool the solution to -70°C and add a pre-cooled (-70°C) solution of compound F (1.74 g, 5 mmols) in THF via cannula. After 15 min., slowly, and with stirring, add a solution of 4-fluorophenoxyacetaldehyde (1 g, 6.5 mmols) in THF. After 30 min. at -78°C, quench the reaction with glacial acetic acid (0.6 mL). Extract the product into ether, wash the ether layer with aqueous NaHCO₃, dry over MgSO₄ and evaporate the solvent under vacuum. Purify the resultant residue by chromatography on silica gel, eluting with 3:1 hexane/EtOAc → 1:1 EtOAc/hexane. Concentrate the desired fractions to obtain three compounds, G1, G2 and G3:



- Step 2: Use a procedure similar to that described in Example 2, Step 3 to remove the benzyl group from compounds G1, G2 and G3 to obtain compounds 6a, 6b and 6c:



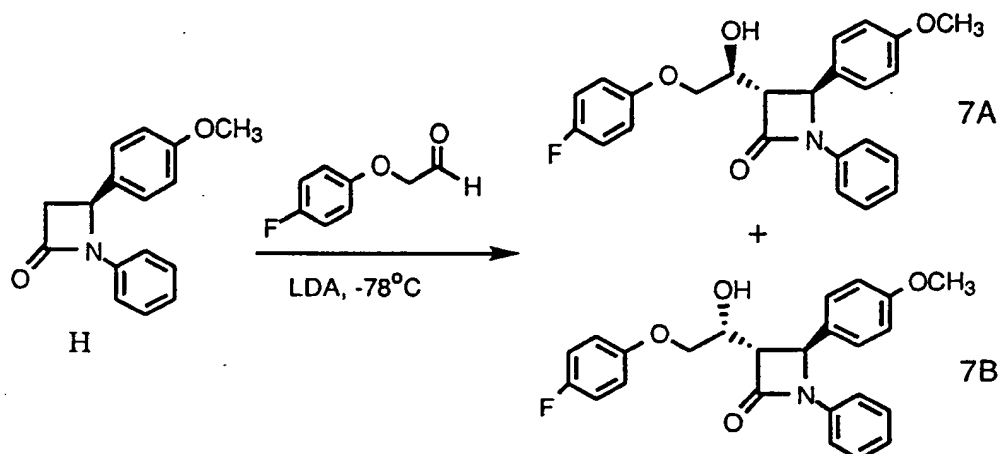
-25-

Separate racemic compound 6a into its enantiomers by chromatography on a Chiracel® AS preparative HPLC column, eluting with hexane/isopropyl alcohol (70:30). (Compound 6a is the same as the product of Example 2).

5 6b: M.p. 130-131°C.

6c: HRMS FAB: calc'd. 412.1360, obs. 412.1364.

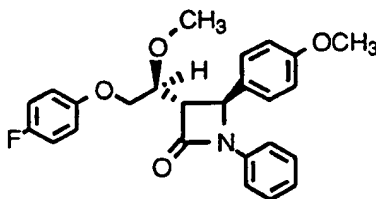
Example 7



The azetidinone, compound H, (1.7 g, 7 mmol) is dissolved in anhydrous THF (50 mL) and cooled to -78°C. Add fresh LDA (1.2 eq.) as a THF solution (10 mL) and stir for 45 min. at -78°C. Add, dropwise, fluoro-
 10 phenoxacetaldehyde (1.3 g, 1.2 eq.) in THF (5 mL) and stir for 4 h. Warm the reaction mixture to 0°C and quench with aqueous NH₄Cl (50 mL). Extract with ether (200 mL), dry the organic phase over MgSO₄,
 15 filter and concentrate. Purify the resultant residue by silica gel flash chromatography, eluting with hexane → 15% EtOAc/hexane. NMR and chromatographic analysis show that 7A is the same as the product of Example 1, and 7B is the same as the product of Example 3.

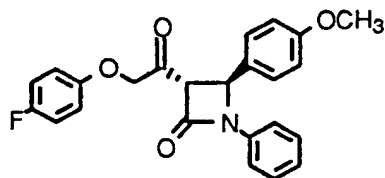
20

Example 8



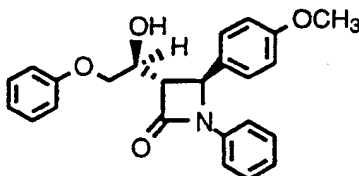
Treat a solution of the product of Example 1, Step3 (0.15 g, 0.37 mmols) in THF with a suspension of NaH (0.017 g of 60% in oil, 0.42 mmols) at

- room temperature. After 15 min., add CH_3I (0.07 mL, 1.12 mmols) with stirring and keep at room temperature for 16 h. Dilute the mixture with EtOAc, extract with brine, dry the organic layer over NaSO_4 and evaporate the solvent under vacuum. Purify the resultant oil by preparative thick layer chromatography on silica gel, eluting with EtOAc/hexane (1:3) to obtain 60 mg of the title compound. HRMS FAB (M+1): calc. 422.1768; obs. 422.1763.

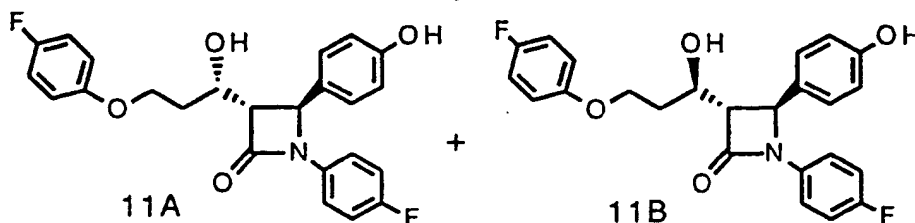
Example 9

(M+1) 390.

- 10 Treat a solution of the product of Example 1, Step 3 (0.3 g, 0.7 mmols) in CH_2Cl_2 with pyridinium chlorochromate (0.55 g, 2.5 mmols) and basic alumina (0.4 g). Stir at room temperature for 3 days, filter through a pad of celite and wash with CH_2Cl_2 . Purify the product by silica gel chromatography, eluting with EtOAc/hexane (1:3) to obtain 0.23 g of the title compound. HRMS FAB (M+1): calc. 406.1455; obs. 406.1422.

Example 10

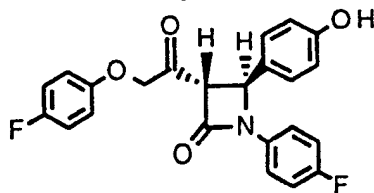
- 20 Treat the epoxide of Example 1, Step 2 (compound B-1) in a manner similar to that described in Example 1, Step 3, substituting phenol for 4-fluorophenol, to obtain the title compound, m.p. 132-135°C, MS FAB: (M+1) 390.

Example 11

Treat the azetidinone of Preparation 1 according to the procedure described in Example 7, followed by removal of the benzyl protecting group as described in Example 2, step 3, to obtain the title compounds.

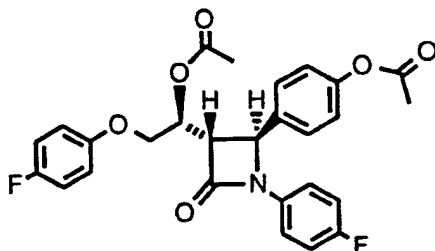
- Isomer A: m.p. 147-150°C; HRMS FAB (M+1): calc'd. 426.1517, obs. 426.1520.
- Isomer B: m.p. 146-148°C; HRMS FAB (M+1): calc'd. 426.1517, obs. 426.1508.

Example 12



- 10 Treat the product of Example 2, step 2, according to the procedure described in Example 9, followed by removal of the benzyl protecting group as described in Example 2, step 3, to obtain the title compound: m.p. 129-130°C; HRMS FAB (M+1): calc'd. 410.1216, obs. 410.1204.

Example 13



- 15 To a solution of enantiomer B from Example 2 (0.025 g, 0.06 mmole) and pyridine (0.024 mL, 0.296 mmole) in CH₂Cl₂ (5 mL), add excess acetyl chloride (0.01 mL, 0.14 mmole) and stir for 2 h at room temperature. Dilute the mixture with CH₂Cl₂, wash with water and brine,
- 20 dry over Na₂SO₄ and evaporate the solvent. Purify the resultant oil by preparative HPLC, eluting with EtOAc:hexane (1:3) to obtain the title compound: HRMS calc'd: 496.1558; found: 496.1572.

- 25 The following formulations exemplify some of the dosage forms of this invention. In each, the term "active compound" designates a compound of formula I.

-28-

EXAMPLE ATablets

<u>No.</u>	<u>Ingredient</u>	<u>mg/tablet</u>	<u>mg/tablet</u>
1	Active Compound	100	500
2	Lactose USP	122	113
3	Corn Starch, Food Grade, as a 10% paste in Purified Water	30	40
4	Corn Starch, Food Grade	45	40
5	Magnesium Stearate	<u>3</u>	<u>7</u>
	Total	300	700

Method of Manufacture

- Mix Item Nos. 1 and 2 in suitable mixer for 10-15 minutes.
- 5 Granulate the mixture with Item No. 3. Mill the damp granules through a coarse screen (e.g., 1/4", 0.63 cm) if necessary. Dry the damp granules. Screen the dried granules if necessary and mix with Item No. 4 and mix for 10-15 minutes. Add Item No. 5 and mix for 1-3 minutes. Compress the mixture to appropriate size and weight on a suitable tablet machine.

10

EXAMPLE BCapsules

<u>No.</u>	<u>Ingredient</u>	<u>mg/tablet</u>	<u>mg/tablet</u>
1	Active Compound	100	500
2	Lactose USP	106	123
3	Corn Starch, Food Grade	40	70
4	Magnesium Stearate NF	<u>4</u>	<u>7</u>
	Total	250	700

Method of Manufacture

- Mix Item Nos. 1, 2 and 3 in a suitable blender for 10-15 minutes. Add Item No. 4 and mix for 1-3 minutes. Fill the mixture into suitable two-piece hard gelatin capsules on a suitable encapsulating machine.

Representative formulations comprising a cholesterol biosynthesis inhibitor are well known in the art. It is contemplated that where the two active ingredients are administered as a single

20

composition, the dosage forms disclosed above for substituted azetidinone compounds may readily be modified using the knowledge of one skilled in the art.

The in vivo activity of the compounds of formula I can be determined by the following procedure.

In Vivo Assay of Hypolipidemic Agents Using the Hyperlipidemic Hamster

Hamsters are separated into groups of six and given a controlled cholesterol diet (Purina Chow #5001 containing 0.5% cholesterol) for seven days. Diet consumption is monitored to determine dietary cholesterol exposure in the presence of test compounds. The animals are dosed with the test compound once daily beginning with the initiation of diet. Dosing is by oral gavage of 0.2mL of corn oil alone (control group) or solution (or suspension) of test compound in corn oil. All animals moribund or in poor physical condition are euthanized. After seven days, the animals are anesthetized by IM injection of ketamine and sacrificed by decapitation. Blood is collected into vacutainer tubes containing EDTA for plasma lipid analysis and the liver excised for tissue lipid analysis. Data is reported as percent reduction of lipid versus control.

Using the hamster in vivo test procedures substantially as described above, the following data were obtained for representative compounds of formula I. Compounds are referred to in the following table by the corresponding example numbers; data is reported as percent change versus control, therefore, negative numbers indicate a positive lipid-lowering effect.

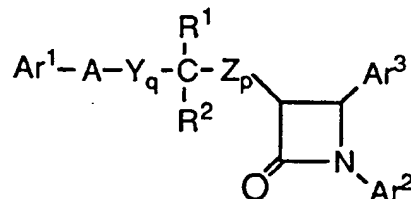
Ex. No.	% Reduction		Dose mg/kg
	Serum Cholesterol	Cholesterol Esters	
5A1	-12	-71	10
12	-9	-27	1
6b	0	-39	10

For racemic compounds of formula I or active diastereomers or enantiomers of compounds of formula I, compounds administered at

dosages of 1-10 mg/kg show a range of -96 to -15% reduction in cholesterol esters, and a -51 to 0% reduction in serum cholesterol. The reduction in cholesterol esters is the more important measure of activity, and active compounds preferably show a range of -30 to -96%, and
5 more preferably, a range of -50 to -96% reduction in cholesterol esters.

We claim:

1. A compound represented by the structural formula



- 5 or a pharmaceutically acceptable salt thereof, wherein:
- Ar¹ is R³-substituted aryl;
 Ar² is R⁴-substituted aryl;
 Ar³ is R⁵-substituted aryl;
 Y and Z are independently selected from the group
 10 consisting of -CH₂-, -CH(lower alkyl)- and -C(dilower alkyl)-;
 A is -O-, -S-, -S(O)- or -S(O)₂-;
 R¹ is selected from the group consisting of -OR⁶, -O(CO)R⁶,
 -O(CO)OR⁹ and -O(CO)NR⁶R⁷; R² is selected from the group consisting
 of hydrogen, lower alkyl and aryl; or R¹ and R² together are =O;
 15 q is 1, 2 or 3;
 p is 0, 1, 2, 3 or 4;
 R⁵ is 1-3 substituents independently selected from the
 group consisting of -OR⁶, -O(CO)R⁶, -O(CO)OR⁹, -O(CH₂)₁₋₅OR⁹,
 -O(CO)NR⁶R⁷, -NR⁶R⁷, -NR⁶(CO)R⁷, -NR⁶(CO)OR⁹, -NR⁶(CO)NR⁷R⁸,
 20 -NR⁶SO₂-lower alkyl, -NR⁶SO₂-aryl, -CONR⁶R⁷, -COR⁶, -SO₂NR⁶R⁷,
 S(O)₀₋₂-alkyl, S(O)₀₋₂-aryl, -O(CH₂)₁₋₁₀-COOR⁶, -O(CH₂)₁₋₁₀CONR⁶R⁷,
o-halogeno, *m*-halogeno, *o*-lower alkyl, *m*-lower alkyl,
 -(lower alkylene)-COOR⁶ and -CH=CH-COOR⁶;
 R³ and R⁴ are independently 1-3 substituents
 25 independently selected from the group consisting of R⁵, hydrogen, *p*-
 lower alkyl, aryl, -NO₂, -CF₃ and *p*-halogeno;
 R⁶, R⁷ and R⁸ are independently selected from the group
 consisting of hydrogen, lower alkyl, aryl and aryl-substituted lower alkyl;
 and
 30 R⁹ is lower alkyl, aryl or aryl-substituted lower alkyl.

2. A compound of claim 1 wherein Ar¹ is R³-substituted phenyl, wherein R³ is -COOR⁶, -CONR⁶R⁷, -COR⁶, -SO₂NR⁶R⁷, S(O)₀₋₂-alkyl, S(O)₀₋₂-aryl, NO₂ or halogeno; Ar² is R⁴-substituted phenyl, wherein R⁴ is hydrogen, lower alkyl, -OR⁶, -O(CO)R⁶, -O(CO)OR⁹, -O(CO)NR⁶R⁷,
 5 -NR⁶R⁷, COR⁶ or halogeno, wherein R⁶ and R⁷ are independently hydrogen or lower alkyl, and R⁹ is lower alkyl; and Ar³ is R⁵-substituted phenyl, wherein R⁵ is -OR⁶, -O(CO)R⁶, -O(CO)OR⁹, -O(CO)NR⁶R⁷, -NR⁶R⁷, -(lower alkylene)-COOR⁶ or -CH=CH-COOR⁶, wherein R⁶ and R⁷ are independently hydrogen or lower alkyl, and R⁹ is lower alkyl.
 10
3. A compound of claim 1 or 2 wherein Y and Z are each -CH₂- and wherein the sum of p and q is 1 or 2.
4. A compound of any of claims 1, 2 or 3 wherein R¹ is -OR⁶,
 15 wherein R⁶ is hydrogen and R² is hydrogen, or wherein R¹ and R² together are =O.
5. A compound of claim 1 selected from the group consisting of:
 20 rel-3(S)-[2-(4-fluorophenoxy)-1(S)-hydroxyethyl]-4(S)-(4-methoxy-phenyl)-1-phenyl-2-azetidinone;
 3(S)-[2-(4-fluorophenoxy)-1(S)-hydroxyethyl]-4(S)-(4-methoxyphenyl)-1-phenyl-2-azetidinone;
 rel-3(S)-[2-(4-fluorophenoxy)-1(S)-hydroxyethyl]-4(S)-(4-hydroxy-phenyl)-1-(4-fluorophenyl)-2-azetidinone;
 25 3(S)-[2-(4-fluorophenoxy)-1(S)-hydroxyethyl]-4(S)-(4-hydroxyphenyl)-1-(4-fluorophenyl)-2-azetidinone;
 rel-3(S)-[2-(4-fluorophenoxy)-1(R)-hydroxyethyl]-4(S)-(4-methoxy-phenyl)-1-phenyl-2-azetidinone;
 rel-3(S)-[2-[(4-fluorophenyl)thio]-1(S)-hydroxyethyl]-4(S)-(4-methoxy-phenyl)-1-phenyl-2-azetidinone;
 30 rel-3(S)-[2-[(4-fluorophenyl)sulfinyl]-1(S)-hydroxyethyl]-4(S)-(4-methoxy-phenyl)-1-phenyl-2-azetidinone;
 rel-3(S)-[2-[(4-fluorophenyl)sulfinyl]-1(S)-hydroxyethyl]-4(S)-(4-methoxy-phenyl)-1-phenyl-2-azetidinone;
 35 rel-3(S)-[2-(4-fluorophenyl)sulfonyl]-1(S)-hydroxyethyl]-4(S)-(4-methoxyphenyl)-1-phenyl-2-azetidinone;

-33-


- rel-3(S)-[2-(4-fluorophenoxy)-1(S)-methoxyethyl]-4(S)-(4-methoxy-phenyl)-1-phenyl-2-azetidinone;
rel-3(S)-[2-(4-fluorophenoxy)-1-oxo-ethyl]-4(S)- (4-methoxyphenyl)-1-phenyl-2-azetidinone;
5 rel-3(S)-(1(S)-hydroxy-2-phenoxyethyl)-4(S)-(4-methoxyphenyl)-1-phenyl-2-azetidinone;
rel-3(S)-[3-(4-fluorophenoxy)-1(R)-hydroxypropyl]-1-(4-fluorophenyl)-4(S)-(4-hydroxyphenyl)-2-azetidinone;
rel-3(S)-[3-(4-fluorophenoxy)-1(S)-hydroxypropyl]-1-(4-
10 fluorophenyl)-4(S)-(4-hydroxyphenyl)-2-azetidinone;
(3S,4S)-3-[2-(4-fluorophenoxy)-1-oxoethyl]-4-(4-hydroxyphenyl)-1-(4-fluorophenyl)-2-azetidinone;
rel-3(S)-[2-(4-fluorophenoxy)-1(R)-hydroxyethyl]-1-(4-fluorophenyl)-4(S)-(4-hydroxyphenyl)-2-azetidinone; and
15 3(S)-[1(s)-(acetyloxy)-2-(4-fluorophenoxy)ethyl]-4(S)-[4-(acetyloxy)-phenyl]-1-(4-fluorophenyl)-2-azetidinone.

6. A method of treating or preventing atherosclerosis or reducing plasma cholesterol levels in a mammal in need of such treatment
20 comprising administering an effective amount of a compound of any of claims 1, 2, 3, 4, or 5, alone or in combination with a cholesterol biosynthesis inhibitor.
7. A pharmaceutical composition comprising a cholesterol-lowering
25 effective amount of a compound of any of claims 1, 2, 3, 4, or 5, alone or in combination with a cholesterol biosynthesis inhibitor, in a pharmaceutically acceptable carrier.
8. The use of a compound of any of claims 1, 2, 3, 4, or 5, for the
30 preparation of a medicament for the treatment or prevention of atherosclerosis, or for the reduction of plasma cholesterol levels, comprising a compound any of claims 1, 2, 3, 4, or 5, alone or in combination with a cholesterol biosynthesis inhibitor, and a pharmaceutically acceptable carrier.

35

9. A kit comprising in separate containers in a single package pharmaceutical compositions for use in combination to treat or prevent atherosclerosis or to reduce plasma cholesterol levels which comprises in one container an effective amount of a cholesterol biosynthesis inhibitor
 5 in a pharmaceutically acceptable carrier, and in a second container, an effective amount of a compound of any of claims 1, 2, 3, 4 or 5 in a pharmaceutically acceptable carrier.

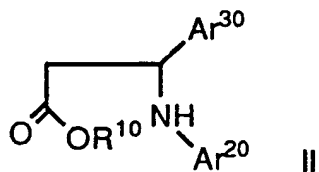
10. A process for preparing chiral β -amino esters of formula II



- wherein Ar^{20} is Ar^2 as defined in claim 1, a suitably protected hydroxy-substituted aryl or a suitably-protected amino-substituted aryl, Ar^{30} is Ar^3 as defined in claim 1, a suitably protected hydroxy-substituted aryl or a suitably-protected amino-substituted aryl, and $-C(O)OR^{10}$ is an acyl radical of a chiral alcohol, comprising reacting a bromoacetate of a
 15 chiral alcohol of the formula $R^{10}OC(O)CH_2Br$, wherein $R^{10}OH$ is an optically pure chiral alcohol, an imine of the formula $Ar^{20}-N=CH-Ar^{30}$, wherein Ar^{20} and Ar^{30} are as defined above, and zinc to obtain a β -amino ester of formula II.

20

11. A β -amino ester of formula II

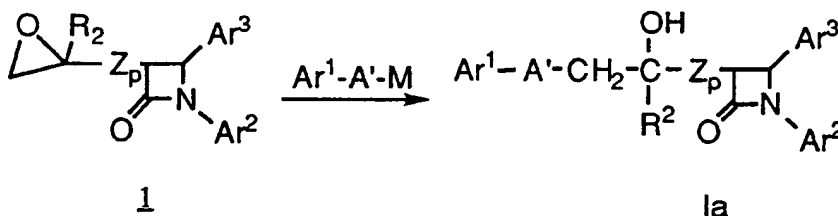


- wherein Ar^{20} is R^4 -substituted aryl, a suitably protected hydroxy-substituted aryl or a suitably-protected amino-substituted aryl;
 25 Ar^{30} is R^5 -substituted aryl, a suitably protected hydroxy-substituted aryl or a suitably-protected amino-substituted aryl;
 $-C(O)OR^{10}$ is an acyl radical of an optically pure chiral alcohol selected from the group consisting of 1-menthyl, isopinocampheyl, (1S)-endo-bornyl, isomenthyl, trans-2-phenylcyclo-hexyl or
 30 phenylmenthyl;

R⁵ is 1-3 substituents independently selected from the group consisting of -OR⁶, -O(CO)R⁶, -O(CO)OR⁹, -O(CH₂)₁₋₅OR⁹, -O(CO)NR⁶R⁷, -NR⁶R⁷, -NR⁶(CO)R⁷, -NR⁶(CO)OR⁹, -NR⁶(CO)NR⁷R⁸, -NR⁶SO₂-lower alkyl, -NR⁶SO₂-aryl, -CONR⁶R⁷, -COR⁶, -SO₂NR⁶R⁷, S(O)₀₋₂-alkyl, S(O)₀₋₂-aryl, -O(CH₂)₁₋₁₀-COOR⁶, -O(CH₂)₁₋₁₀CONR⁶R⁷, *o*-halogeno, *m*-halogeno, *o*-lower alkyl, *m*-lower alkyl, -(lower alkylene)-COOR⁶, -CH=CH-COOR⁶;

R⁴ is 1-3 substituents independently selected from the group consisting of R⁵, H, *p*-lower alkyl, aryl, -NO₂, -CF₃ and *p*-halogeno;
 R⁶, R⁷ and R⁸ are independently selected from the group consisting of H, lower alkyl, aryl and aryl-substituted lower alkyl; and
 R⁹ is lower alkyl, aryl or aryl-substituted lower alkyl.

12. A process for preparing a compound of claim 1 comprising:
 Process A:



Treating an epoxide-substituted azetidinone of formula 1, wherein Ar², Ar³, R² and Z_p are as described in claim 1, with a compound of formula Ar¹-A'-M, wherein Ar¹ is as described in claim 1, A' is -O- or -S-, and wherein M is a metal such as sodium, potassium, lithium or magnesium, in an inert solvent at room temperature and under an inert atmosphere to obtain a compound of formula 1, wherein Ar¹, Ar², Ar³, R² and Z_p are as described in claim 1, A' is -O- or -S-, Y is -CH₂-, q is 1 and R¹ is OH (i.e., a compound of formula 1a);

Process B:

Treating a compound of formula 1 as defined in Process A with Ar¹-OH or Ar¹-SH, wherein Ar¹ is as defined in claim 1, in the presence of a reagent such as ZnCl₂ to obtain a compound of formula 1a as defined above in Process A;

30

A. CLASSIFICATION OF SUBJECT MATTER IPC 6 C07D205/08 C07C229/34 A61K31/395		
According to International Patent Classification (IPC) or to both national classification and IPC		
B. FIELDS SEARCHED		
Minimum documentation searched (classification system followed by classification symbols) IPC 6 C07D C07C A61K		
Documentation searched other than minimum documentation to the extent that such documents are included in the fields searched		
Electronic data base consulted during the international search (name of data base and, where practical, search terms used)		
C. DOCUMENTS CONSIDERED TO BE RELEVANT		
Category *	Citation of document, with indication, where appropriate, of the relevant passages	Relevant to claim No.
A	EP,A,0 524 595 (SCHERING CORPORATION) 27 January 1993 see claims & WO,A,93 02048 cited in the application --- -/--	1-12
<input checked="" type="checkbox"/> Further documents are listed in the continuation of box C. <input checked="" type="checkbox"/> Patent family members are listed in annex.		
* Special categories of cited documents : *A* document defining the general state of the art which is not considered to be of particular relevance *E* earlier document but published on or after the international filing date *I* document which may throw doubts on priority claim(s) or which is cited to establish the publication date of another citation or other special reason (as specified) *O* document referring to an oral disclosure, use, exhibition or other means *P* document published prior to the international filing date but later than the priority date claimed *T* later document published after the international filing date or priority date and not in conflict with the application but cited to understand the principle or theory underlying the invention *X* document of particular relevance; the claimed invention cannot be considered novel or cannot be considered to involve an inventive step when the document is taken alone *Y* document of particular relevance; the claimed invention cannot be considered to involve an inventive step when the document is combined with one or more other such documents, such combination being obvious to a person skilled in the art. *&* document member of the same patent family		
Date of the actual completion of the international search 8 June 1995		Date of mailing of the international search report 23.06.95
Name and mailing address of the ISA European Patent Office, P.B. 5818 Patentlaan 2 NL - 2280 HV Rijswijk Tel. (+ 31-70) 340-2040, Tlx. 31 651 epo nl, Fax (+ 31-70) 340-3016		Authorized officer Chouly, J

C.(Continuation) DOCUMENTS CONSIDERED TO BE RELEVANT		
Category *	Citation of document, with indication, where appropriate, of the relevant passages	Relevant to claim No.
A	CHEMICAL ABSTRACTS, vol. 109, no. 5, 1 August 1988 Columbus, Ohio, US; abstract no. 38139, I. PANFIL 'An entry to the optically pure beta-lactam skeleton based on 1,3-dipolar cycloaddition of nitrones to 4,6-di-O-acetyl-2,3-dideoxy-D-threo-hex-2- enono-1,5-lactone.' see abstract & J. CARBOHYDR. CHEM., vol. 6, no. 3, 1987 ENG., pages 463-470, ---	1
A	CHEMICAL ABSTRACTS, vol. 114, no. 19, 13 May 1991 Columbus, Ohio, US; abstract no. 185021, M. MUKOYAMA 'Preparation of beta-amino esters as intermediates for beta-lactams.' see abstract & JP,A,02 268 144 (UBE INDUSTRIES, LTD.) -----	10,11

Box I Observations where certain claims were found unsearchable (Continuation of item 1 of first sheet)

This international search report has not been established in respect of certain claims under Article 17(2)(a) for the following reasons:

1. Claims Nos.:
because they relate to subject matter not required to be searched by this Authority, namely:
REMARK : ALTHOUGH CLAIM 6 IS DIRECTED TO A METHOD OF TREATMENT OF (DIAGNOSTIC METHOD PRACTISED ON) THE HUMAN/ANIMAL BODY THE SEARCH HAS BEEN CARRIED OUT AND BASED ON THE ALLEGED EFFECTS OF THE COMPOUND/COMPOSITION.
2. Claims Nos.:
because they relate to parts of the international application that do not comply with the prescribed requirements to such an extent that no meaningful international search can be carried out, specifically:
3. Claims Nos.:
because they are dependent claims and are not drafted in accordance with the second and third sentences of Rule 6.4(a).

Box II Observations where unity of invention is lacking (Continuation of item 2 of first sheet)

This International Searching Authority found multiple inventions in this international application, as follows:

1. As all required additional search fees were timely paid by the applicant, this international search report covers all searchable claims.
2. As all searchable claims could be searched without effort justifying an additional fee, this Authority did not invite payment of any additional fee.
3. As only some of the required additional search fees were timely paid by the applicant, this international search report covers only those claims for which fees were paid, specifically claims Nos.:
4. No required additional search fees were timely paid by the applicant. Consequently, this international search report is restricted to the invention first mentioned in the claims; it is covered by claims Nos.:

Remark on Protest

- The additional search fees were accompanied by the applicant's protest.
- No protest accompanied the payment of additional search fees.

INTERNATIONAL SEARCH REPORT

Information on patent family members

Internat. Application No

PCT/US 95/03196

Patent document cited in search report	Publication date	Patent family member(s)	Publication date
EP-A-524595	27-01-93	AU-B- 658441	13-04-95
		AU-A- 2398092	23-02-93
		CA-A- 2114007	04-02-93
		CN-A- 1069024	17-02-93
		CZ-A- 9400142	13-07-94
		EP-A- 0596015	11-05-94
		HU-A- 67341	28-03-95
		JP-T- 6508637	29-09-94
		NO-A- 940221	21-01-94
		NZ-A- 243669	22-12-94
		WO-A- 9302048	04-02-93
		US-A- 5306817	26-04-94
